

# Investors - Stop Obsessing About a Recession

## Your Real Risk is Longer Term

Oct 2019 | Kurt Winkelmann, Raghu Suryanayaranan, Ferenc Szalai

**Navega Strategies LLC.**  
[www.navegastrategies.com](http://www.navegastrategies.com)

Navega Strategies LLC is not registered with the Securities and Exchange Commission or any state securities regulator, and instead relies on exemptions from registration available under the federal and state securities laws. Therefore, you will not be afforded the protections of the provisions of those laws and related regulations.

Additional disclosures are found on the last page.



### Why This Matters?

Concerns of imminent large scale recession in the US are misguided. According to our models, a recession in the next 12 months is unlikely. Rather, our models point to a continuation of low long-term trend growth, driven by low growth in total factor productivity (TFP) and the labor force. Stagnant low growth also implies a prolonged period of low equity returns and real bond yields, relative to history. In this context, investors should focus on their long-term portfolio decisions.

### Who Should Read This Paper?

The issues in this paper are important for managing the long-term risk of public and private assets, and should be of interest to the risk and investment strategists, and asset allocators.

## Introduction

---

**Recently, there has been no shortage** of commentators willing to supply free advice to the world's central bankers. For the most part, that advice has focused on the appropriate monetary policy to proactively combat a recession.

**In our view**, the hysteria surrounding an imminent, large scale global recession is misguided, and especially in the US. Yes, workers and budget directors should legitimately worry about short-term declines in growth (as employment, wage and revenue are directly tied to real economic activity). However, investors

and their agents should only worry if it influences the drivers of long-term growth. Our models suggest that the long-term picture is quite sobering. Here's why.

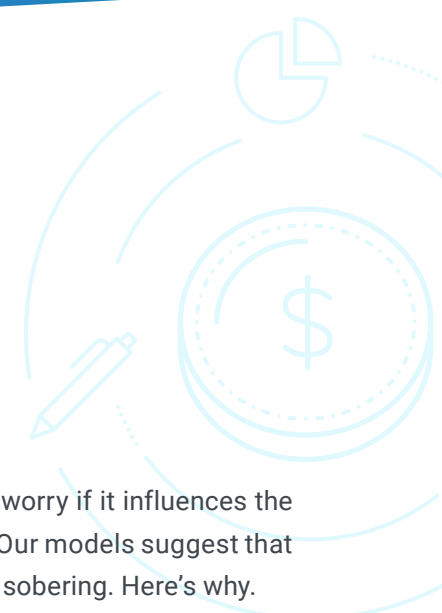
**It is well known** that investors primary concern should be whether their portfolios properly balance risk and return. In this context, it is entirely appropriate that investors should worry about the linkage between real economic activity and asset returns. The real issue though, is whether, and how, changes in real economic activity are translated into changes in future asset returns, and especially equity returns.

## Equity Cash-Flows Are Sensitive to Real Economic Growth

---

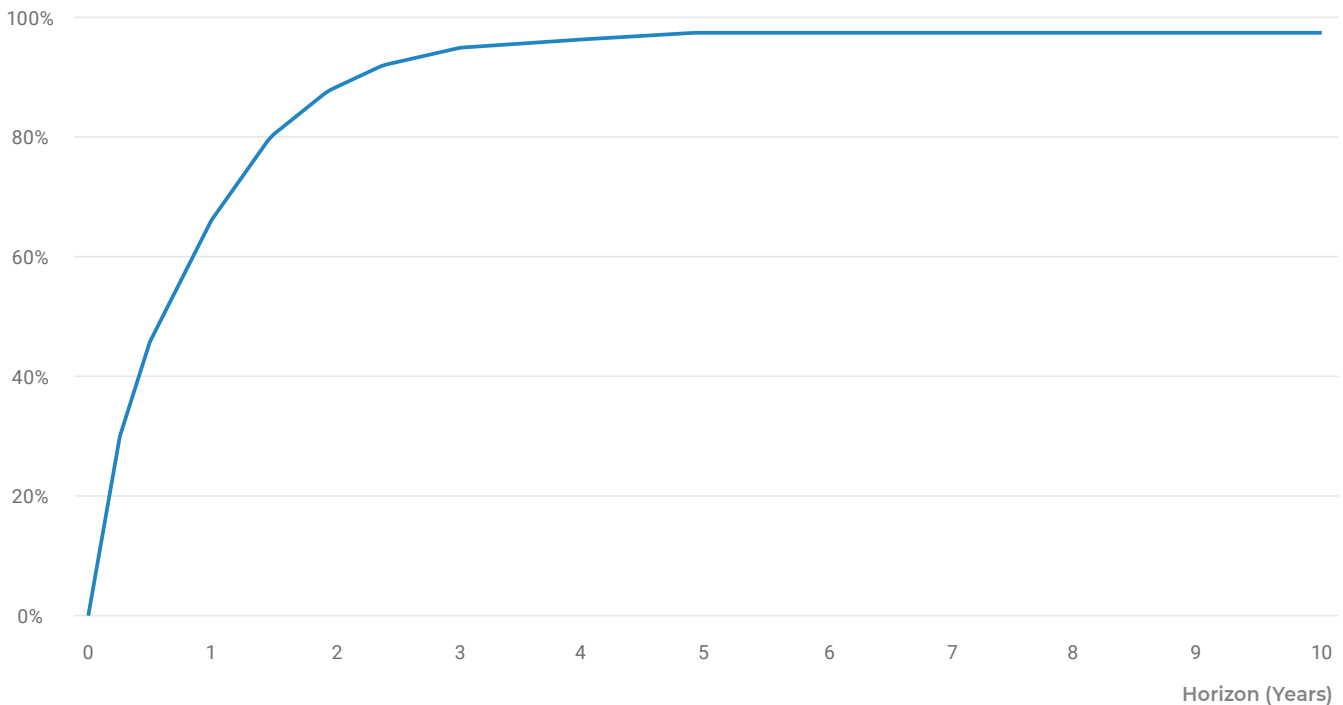
**Changes in real economic activity** have their effects on equity pricing through their impact on cash flow (dividends) growth and interest rates. It is easily documented that over long horizons cash flow risk and equity risk are synonymous, over short horizons less so. Similarly, it can be documented that changes in real economic growth have a small effect on cash flow growth

over short horizons. Over longer horizons, though, real economic growth is the key driver of cash flow growth. These points are illustrated in Exhibit 1. Thus, we can conclude that for equity cash flow growth, short-term fluctuations in real growth are almost irrelevant, but long-term growth is critical.



## Exhibit 1 - Cash-Flows (Dividends) Are Sensitive to Real Economic Growth

Correlation Between Real GDP Growth and Growth in Equity Market Real Dividend Per Share (%)



SOURCE: NAVEGA STRATEGIES LLC RESEARCH

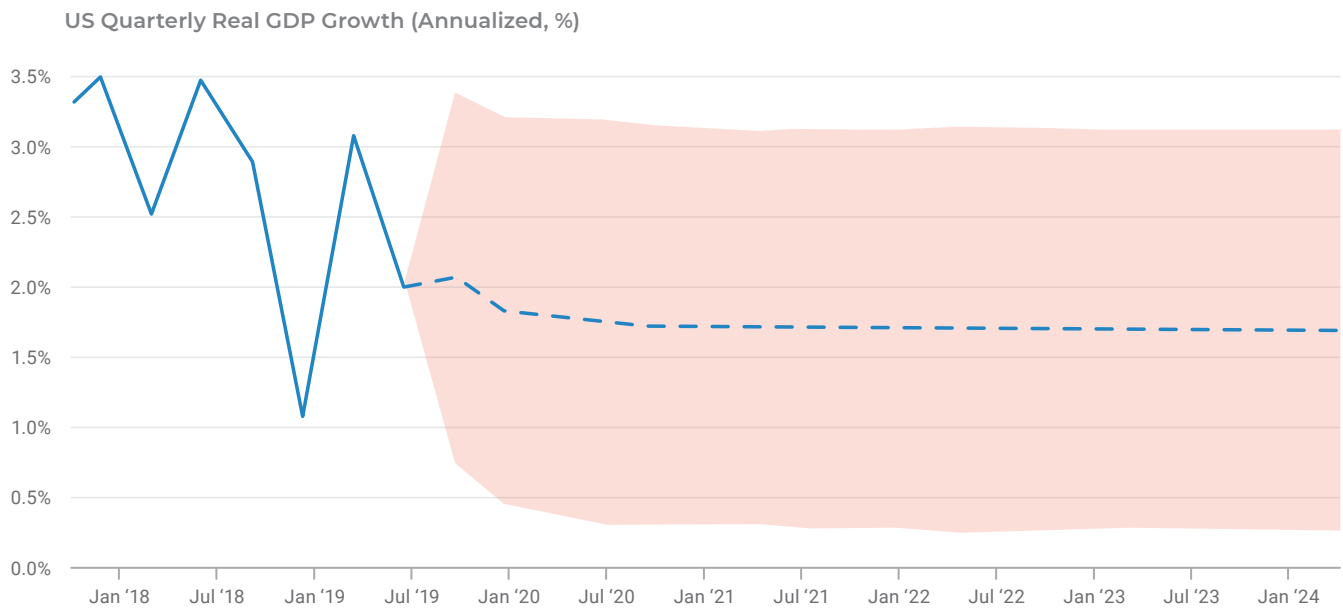
## Imminent Recession Is Unlikely

**Our recent note argued that** the yield curve inversion is not reflecting recession fears. Instead, we argued that bond market pricing is reflecting a view that in the US, long-term real growth is likely to continue to be well below its historical average. We further showed that the bond market's view is consistent with our macro forecasting model. According to both our model and the bond market, real growth is projected to average around 1.7% over the next five years. And, our

model suggests that a recession in the US is unlikely, at least over the next 12 months. This point is illustrated in Exhibit 2.

**The main reason that our model** (or any other data-driven model) suggests that a recession is unlikely is because recessions are rare- there have been 11 recessions (as determined by the NBER) since 1949. The average length of each recession has been 11 months,

## Exhibit 2 - Low Recession Risk According to Navega Model Baseline Scenario



SOURCE: NAVEGA STRATEGIES LLC RESEARCH

versus an average expansion length of 58 months. And, on average, real growth declined by 2.3% during these recessions. In fact, what stands out about the reces-

sion of 2008-9 is its magnitude- from peak to trough, real output declined by about 5.9%!

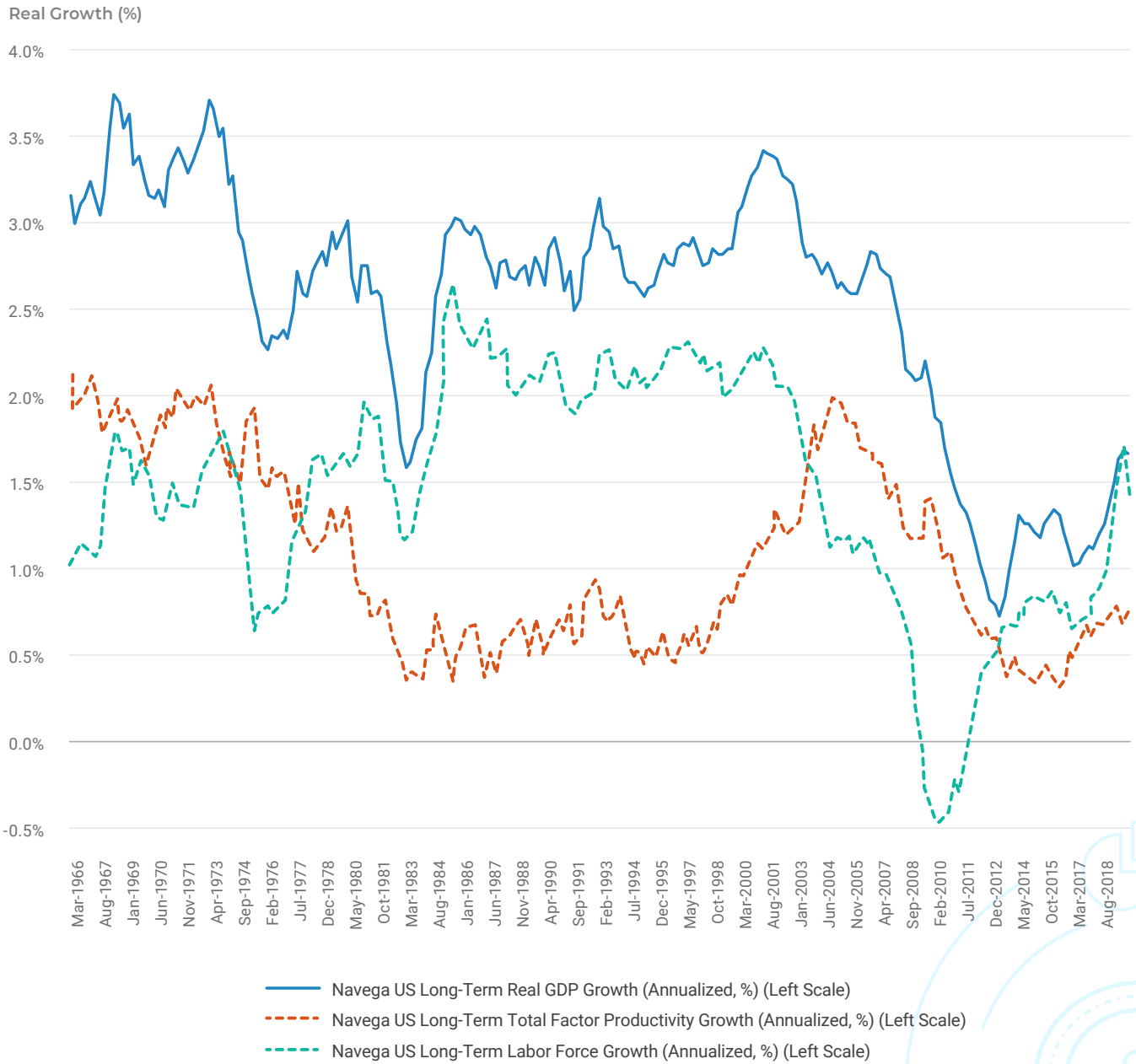
## The Big Risk Is a Prolonged Period of Low Real Economic Growth

**The reason that the bond market** and our model indicate a prolonged period of low real growth in the US is because the drivers of long-term real growth themselves are below their long-term trends. Long-term real growth is driven by the growth in labor (as measured by hours worked) and the growth in total factor productivity. Indeed, a prior for long-term real

growth can be easily derived from these two factors.

**Exhibit 3 shows** the Navega prior for US long-term growth and the two main constituents. As the exhibit makes clear, growth in TFP and hours worked remain below their long-term trends.

**Exhibit 3 - Low Long-Term Real Growth, Driven by Low Growth in TFP and the Labor Force**



SOURCE: NAVEGA STRATEGIES LLC RESEARCH

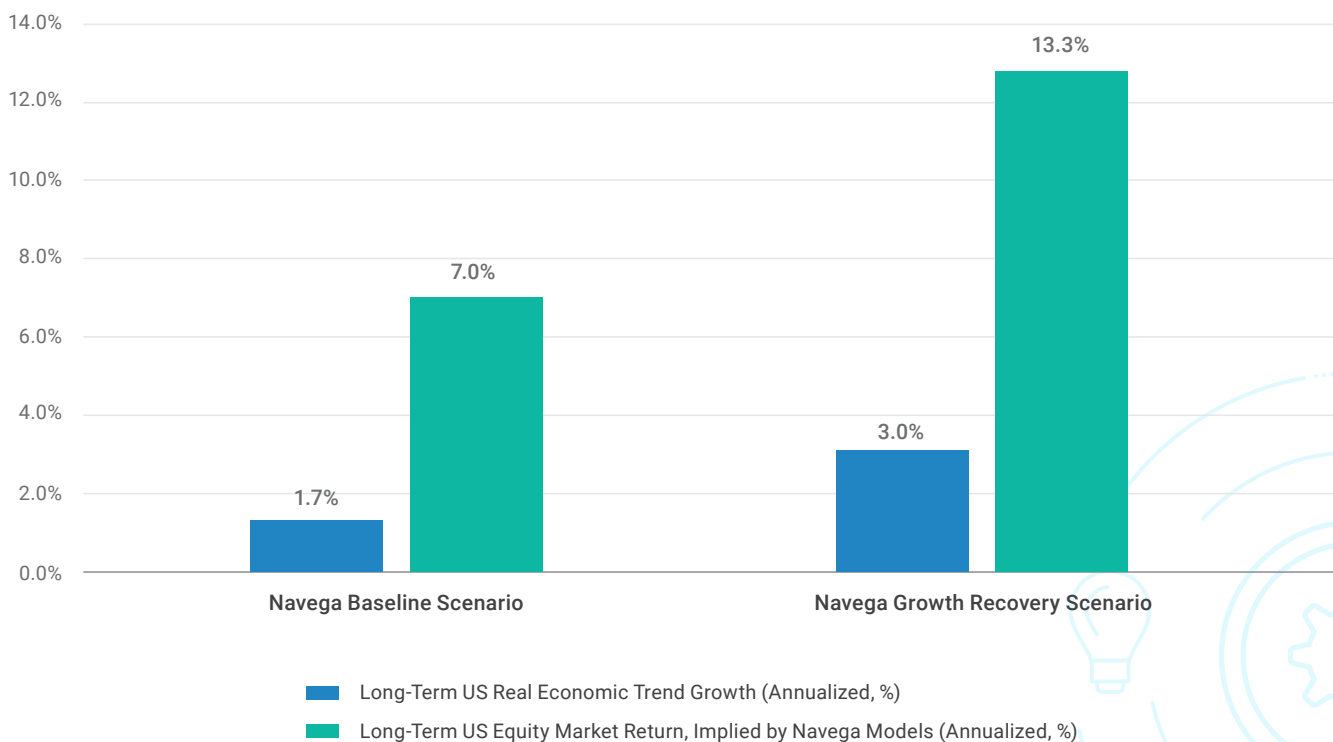
# Low Trend Growth Is Low Long-Term Equity Return

The big reason all of this matters is because a prolonged period of low real growth is likely to lead to a prolonged period of low (relative to history) real equity returns. While low real growth translates into low real bond yields, it also translates into lower cash flow growth. Lower long-term equity returns arise, because over long

horizons, the reduction in cash flow growth dwarfs the effect of lower interest rates. This point is illustrated in Exhibit 4. The exhibit shows model-derived nominal equity returns conditioned on our model's baseline scenario and a higher growth scenario. As is evident from the exhibit, long-term growth matters.

Exhibit 4 - Low Real Trend Growth Can Mean Low Long-Term Equity Returns

Real GDP Growth / Nominal Equity Return (Annualized, %)



SOURCE: NAVEGA STRATEGIES LLC RESEARCH

**So where does all of this** leave investors? Our advice would be the following: first, pay close attention to the drivers of long-term real growth. Second, understand the effects of long-term growth on your port-

folio. Third, maintain a disciplined approach to portfolio construction and rebalancing (especially true for asset allocators). Finally, please don't obsess about a recession.



**Navega Strategies LLC.**  
**[www.navegastrategies.com](http://www.navegastrategies.com)**

New York, USA  
**[info@navegastrategies.com](mailto:info@navegastrategies.com)**

**NAVEGA**

Copyright (c) Navega Strategies, LLC.  
All rights reserved.

## Disclaimer

*This document is for informational purposes only. [This document is confidential, is intended exclusively for the person to whom it has been delivered, and may not be reproduced or redistributed to any other person without the prior written consent of Navega Strategies LLC ("Navega").] Navega does not intend to provide investment advice through this document. This document is in no way an offer to sell or a solicitation of an offer to buy any securities. Investing in securities involves risk of loss, including a loss of principal, that clients should be prepared to bear. Past performance is not indicative of future results, which may vary materially. While this summary highlights important data, it does not purport to capture all dimensions of risk. The methodology used to aggregate and analyze data may be adjusted periodically. The results of previous analyses may differ as a result of those adjustments. Navega has made assumptions that it deems reasonable and used the best information available in producing any calculations herein. Forward-looking statements reflect our judgment as of the date of this document and are based upon assumptions which may differ materially from actual events.*

*All information provided herein is as of the date set forth on [the cover page] (unless otherwise specified) and is subject to modification, change or supplement in the sole discretion of Navega without notice to you. This information is neither complete nor exact and is provided solely as reference material with respect to the services offered by Navega. Information throughout this document, whether stock quotes, charts, articles, or any other statement or statements regarding market or other financial information, is obtained from sources which we [and our suppliers] believe reliable, but we do not warrant or guarantee the timeliness or accuracy of this information.*

*The material presented herein has been prepared by Navega based on Navega's own financial research, available estimates, and judgment. This information discusses general market activity, industry or sector trends, or other broad-based economic, market or political conditions. It is provided for illustrative purposes only, and should not be construed as investment advice or an offer to buy or sell any security. All modeling, calculations, forecasts, projections, evaluations, analyses, simulations, or other forward-looking information contained herein is based on various assumptions concerning future events and circumstances, including Navega's internal estimates, all of which are uncertain and subject to change without notice. Actual results and events may differ materially from the projections or estimated presented. In addition, as noted, much of our research is based on information regarding an illustrative private equity (buyout) fund. The selection of such illustrative fund was based on aggregate allocations to private equity buyout funds and does not reflect the characteristics of any specific private equity fund. Such analysis involves assumptions which may not prove to be true in all circumstances. Similarly, while we believe the illustrative fund selected is a reasonable data point for our research, there is no guarantee that the illustrative fund is representative of any specific private equity fund.*

*This information speaks only as of the date referenced with respect to such data and may have changed since such date, which changes may be material. Navega has no obligation to provide any updates or changes. Navega does not purport that the materials or data included therein are comprehensive, and, while they are believed to be accurate, this information is not guaranteed to be free from error, omission or misstatement.*